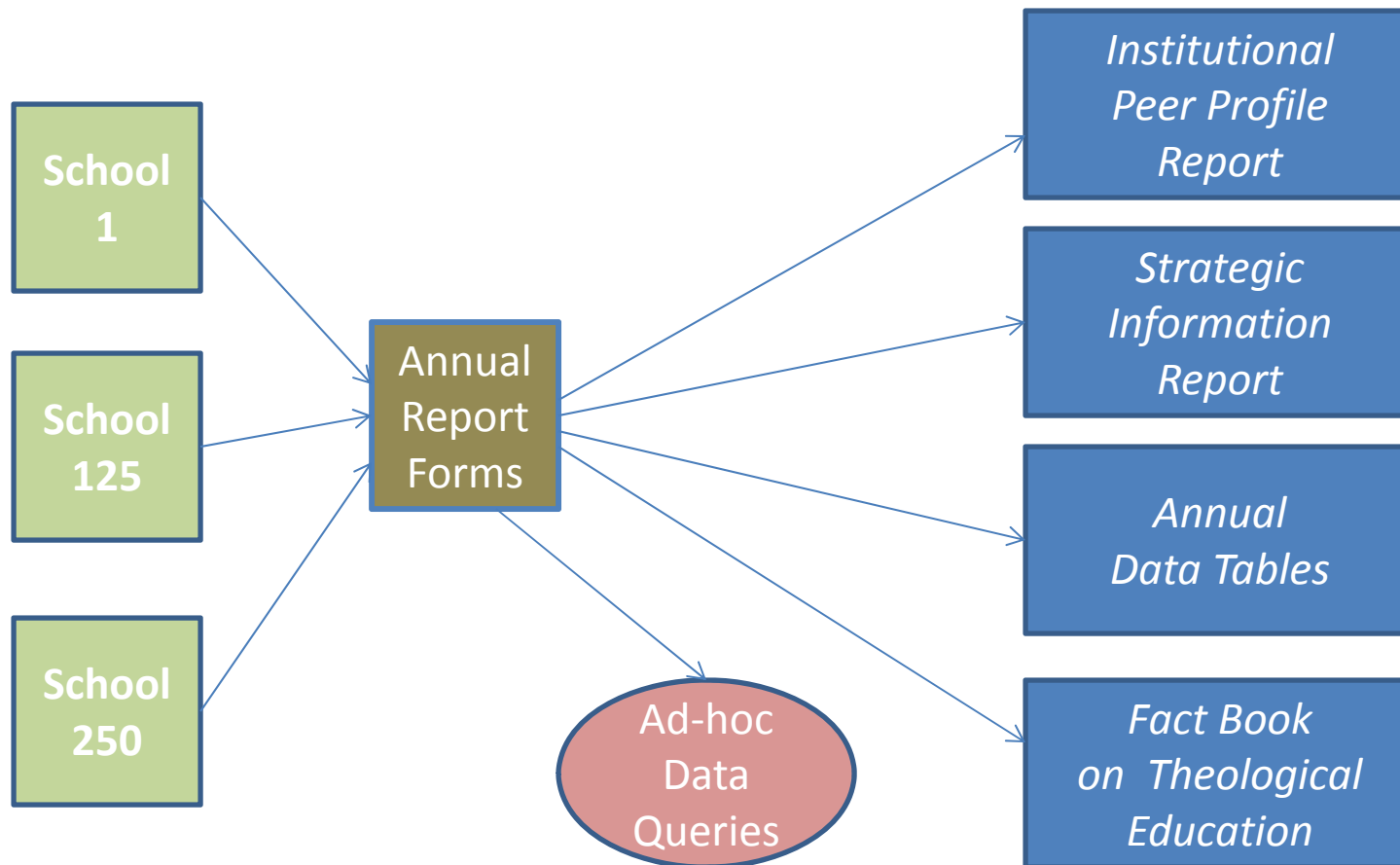


# Data and Tools for Institutional Assessment

Available ATS Data Resources

# ATS Institutional Data Resources



# Institutional Peer Profile Report

- Institutional Peer Profile Report (IPPR)  
<http://www.ats.edu/resources/institutional-data/institutional-peer-profile-report>
- What is it?
  - Confidential, to CEO, every April
  - Compares school against self-identified peers
  - Schools select 5 to 15 peers
  - Assesses institutional strength/stability and data comparatives:
    - Assets, reserves, revenues, expenses
    - Development
    - Faculty compensation
    - Academic mix & enrollment demographics

# Institutional Peer Profile Report

- Why use it?
  - 5 years worth of school data at one's fingertips
  - Comparison to 5-15 peers across various segments
  - Specific benchmarks to measure performance and results
  - Important measurements against strategic/financial plan
  - Demographic, denominational, and aspirational peers

# Strategic Information Report

- Strategic Information Report (SIR)  
<http://www.ats.edu/resources/institutional-data/strategic-information-report>
- What is it?
  - Confidential, to CEO, odd-numbered years
  - Compares school against certain industry benchmarks
  - Strategic indicators to assess overall financial strength, performance, and analytic tools for strategic planning.
    - Assets, reserves, revenues, expenses
    - Tuition vs. scholarship aid
    - Development
    - Faculty compensation
    - Academic mix & enrollment demographics

# Strategic Information Report

- Why use it?
  - 10 years worth of school data available instantly
  - Comparison of financial/strategic ratios against industry
  - Important measurements against strategic/financial plan
  - Provides an assessment of financial variables in schools' economic system
- Being completely revised with more comparative measures for benchmarking

# Annual Data Tables

- Annual Data Tables

[docs.ats.edu/uploads/resources/institutional-data/annual-data-tables/2012-2013-annual-data-tables.pdf](https://docs.ats.edu/uploads/resources/institutional-data/annual-data-tables/2012-2013-annual-data-tables.pdf)

- 150+ pages of data in Tables & Graphs
- Institutional characteristics
- Enrollment, Faculty, Finances, Development

# Entering, Graduating, & Alumni Qs

- Entering Student Questionnaire (ESQ)
- Graduating Student Questionnaire (GSQ)
- Alumni Questionnaire (AQ)
- <http://www.ats.edu/resources/student-data>
- For participating schools, provides student demographics, motivations, satisfaction, professional plans, and subsequent experiences. Fee for services participation.
- Can be a significant data-driven tool in the assessment process.

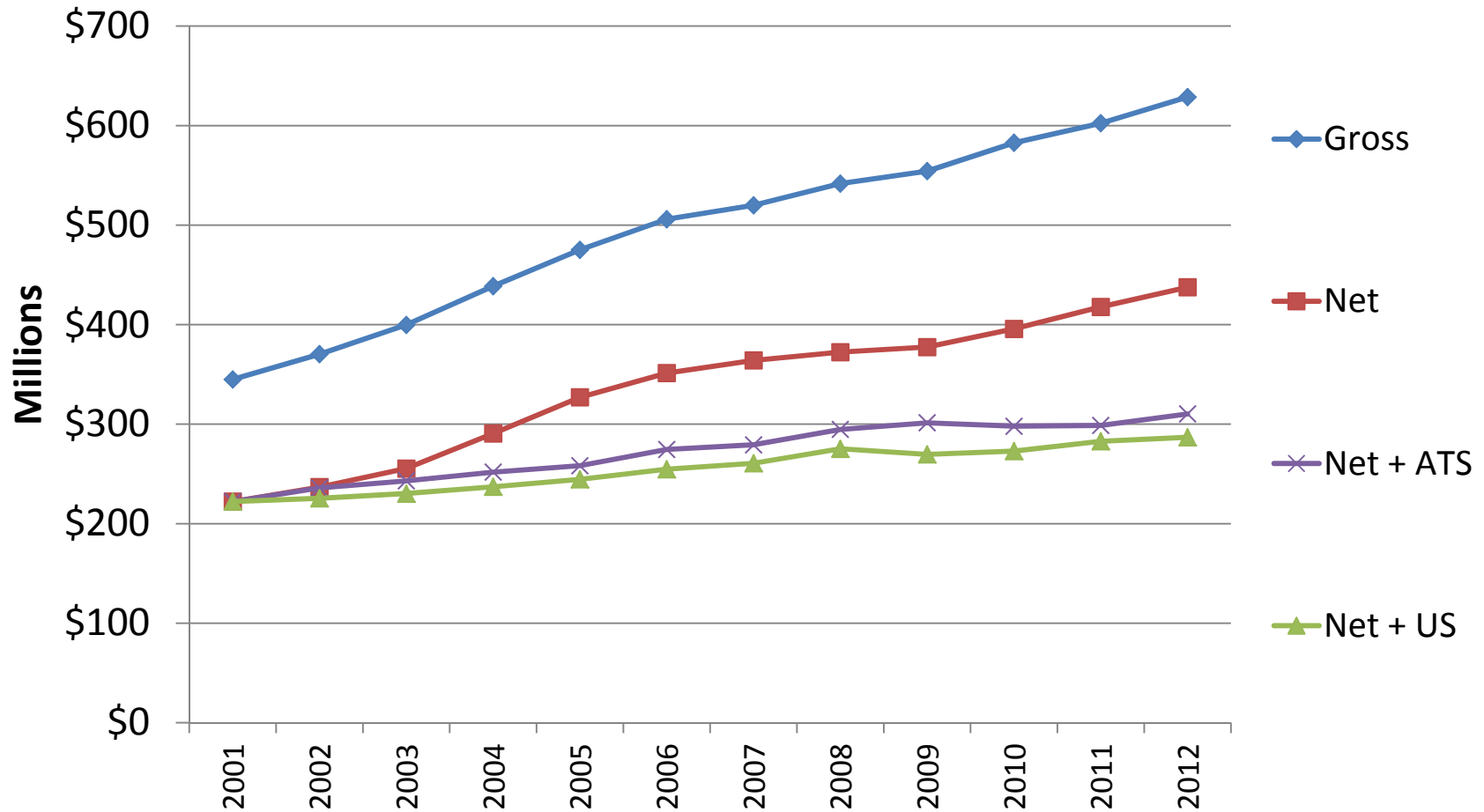


## Other Resources

- ATS Institutional Database – specific data queries of more than two decades of data about your institution and theological education can be useful
  - Chris Meinzer, Senior Director of Admin. & CFO  
[meinzer@ats.edu](mailto:meinzer@ats.edu)
  - Chris Olsztyn, Director, Information Technology  
[olsztyn@ats.edu](mailto:olsztyn@ats.edu)

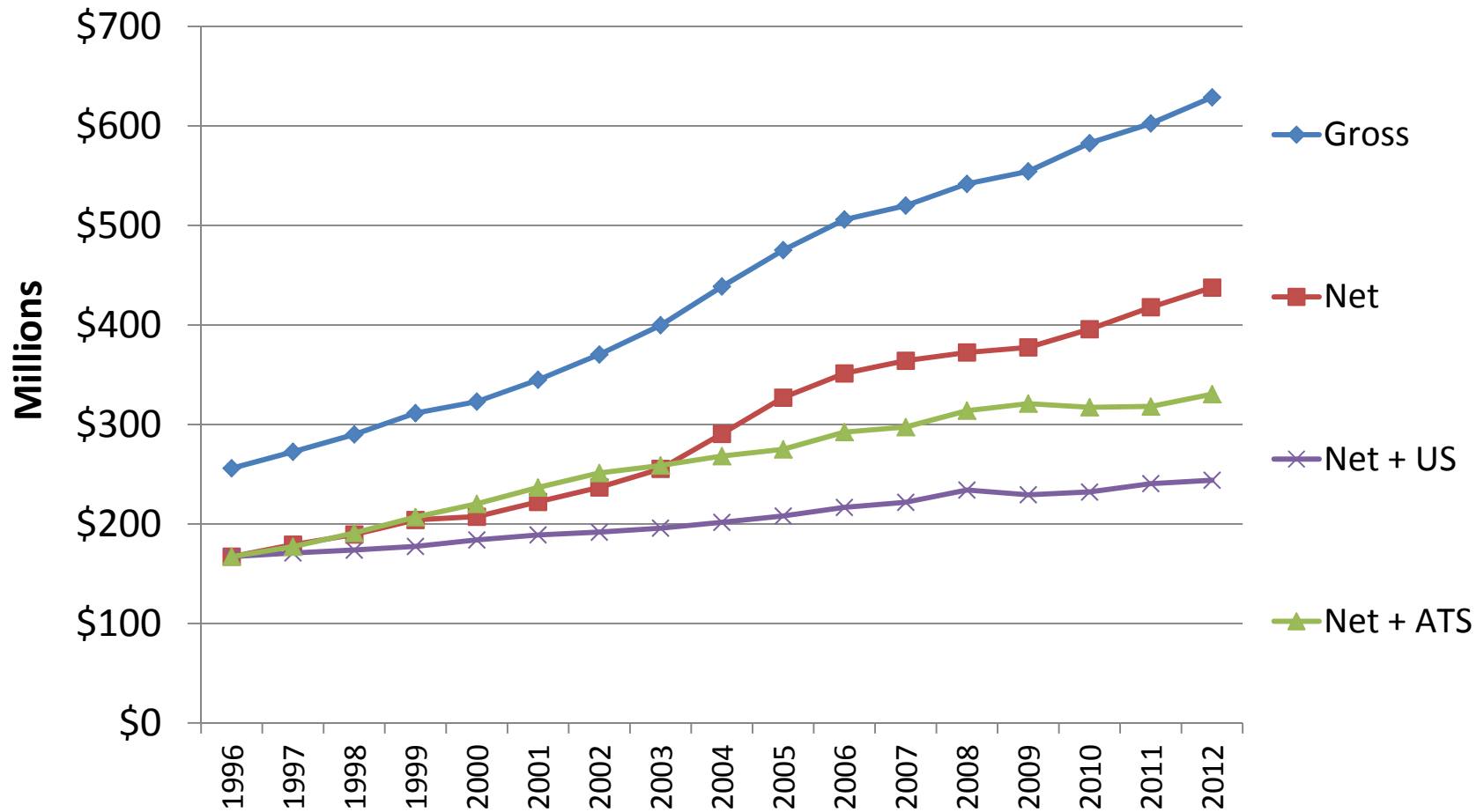
# Examples of Data Queries

# Gross and Net Tuition in ATS Schools



Net + ATS = ATS expenditure change upon base year. Net + US = US CPI change upon base year.

# Gross and Net Tuition in ATS Schools 1996-2012



Net + ATS = ATS expenditure change upon base year. Net + US = US CPI change upon base year.

# Net Tuition as % of Gross Tuition in ATS Schools, by Endowment Size

